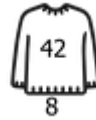
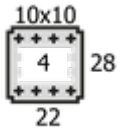


# BLUEFACE WOOL

COMPOSITION: 100% British wool Fleece Bluefaced Leicester

CLEW: € 50 grs. - 125 mts. € 1,76 oz. - 136 yds.

LINE: H.Couture



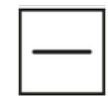
A rare and distinctive fiber gives life to a yarn with strong character. British Bluefaced Leicester wool stands out for its natural softness, elasticity, and gentle sheen, offering exceptional stitch definition. **Blueface Wool** is ideal for refined, essential garments where quality takes center stage.



AVAILABLE COLORS



CLOTHING CARE



DRYING  
ON A  
FLAT  
SURFACE  
(LYING  
DOWN)



HAND  
WASH -  
MAX. 30°  
C



DRY CLEANING WITH  
ALL SOLVENTS  
EXCEPT  
TRICHLOROETHYLENE  
OR  
TRICHLOROETHYLENE



NO  
MULESING



DO NOT  
BLEACH



DOES NOT  
WITHSTAND  
TUMBLE  
DRYING



LOW  
TEMPERATURE  
IRONING (MAX  
110°)