

**DIFFICULTÉ =**



ÉCHANTILLON

POINTS UTILISÉS

ABBREVIATIONS

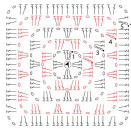
MESURES

PROCÉDURE

GALERIE PHOTOGRAPHIQUE



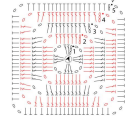
Schema 1: motivo granny



Schema 2: motivo granny piccolo



Schema 3: motivo granny solid



Legenda

- ▲ inizio
- ◻ fine
- catenella
- m. bassa
- × mezzam. alta
- † m. alta

Diagram 1: granny motif

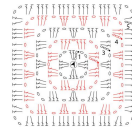
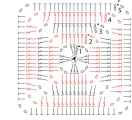


Diagram 2: small granny motif



Diagram 3: solid granny motif



Key

- ▲ beginning
- ◻ end
- chain stitch
- single crochet
- × double crochet
- † half treble crochet
- † treble crochet

Schema d'insieme 4 della manica

1	1	1	3	1
3	1	1	2 2	3
			2 2	
1	3	2 2	1	1
		2 2		

Whole Diagram 4 of the sleeve

1	1	1	3	1
3	1	1	2 2	3
			2 2	
1	3	2 2	1	1
		2 2		