

**DIFFICULTÉ** = Intermédiaire



ÉCHANTILLON

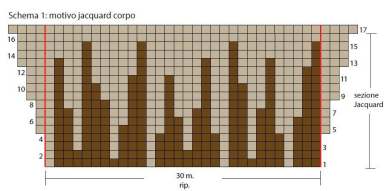
POINTS UTILISÉS

ABBREVIATIONS

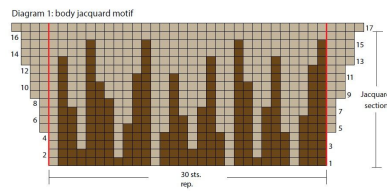
MESURES

PROCÉDURE

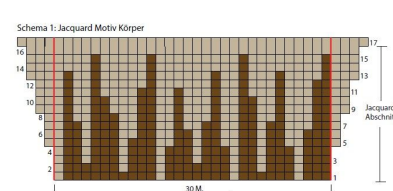
GALERIE PHOTOGRAPHIQUE



Legenda  
 ■ 1 m. con il filato Teddy B col 54 (tosta al nero)  
 ■ 1 m. con il filato Silky Wool col. 02 (beige)  
 Lavorazione a m. rasata dritta Jacquard  
 I E dispari (RS) lavorati a dir., si leggono da destra a sinistra  
 I E pari (LS) lavorati a rov., si leggono da sinistra a destra

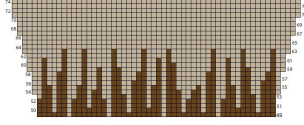


key  
 ■ 1 st with Teddy B yarn, col 54 (dark brown)  
 ■ 1 st with Silky Wool yarn, col. 02 (beige)  
 Jacquard stockinette stic'h  
 Read the knitted odd rows (RS) from right to left  
 Read the pulled even rows (RS) from left to right



Legende  
 ■ 1 M. mit dem Garn Teddy B Fb. 54 (dunkelbraun)  
 ■ 1 M. mit dem Silky Wool Fb. 02 (beige)  
 Jacquard Verarbeitung glatt rechts  
 Die ungeraden R. (RS) rechts gestrickt, werden von rechts nach links gelesen  
 Die geraden R. (RS) links gestrickt, werden von links nach rechts gelesen

Schema 3: sezione superiore della manica



Schema 2: sezione inferiore della manica

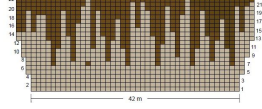


Diagram 3: upper part of the sleeve

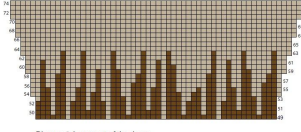
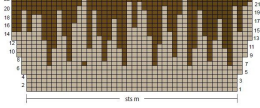
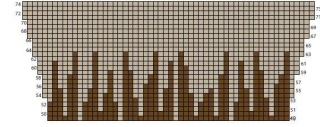


Diagram 2: lower part of the sleeve



Schema 3: Oberer Armbereich



Schema 2: Unterer Armbereich

